

DIVINE
WHEY
— PROTEIN —
BANANA
FLAVOR



HIGH PROTEIN • EASY MIXING

908g | **23g** PROTEIN PER SERVING | **30** SERVINGS |  **200ML** WATER OR MILK

DIVINE

WHEY PROTEIN
BANANA FLAVOR

Premium quality whey protein designed to support muscle growth, recovery and performance. Smooth mixing, amazing taste, and superior nutrition in every scoop.



SUPPORTS MUSCLE GROWTH AND MAINTENANCE



FAST ABSORBING FOR OPTIMAL RECOVERY



EASY MIXING, AMAZING TASTE



PREMIUM QUALITY YOU CAN TRUST



NUTRITIONAL INFORMATION

	Per 100g	Per serving (30g)
Energy	1585 kJ / 378 kcal	476 kJ / 113 kcal
Fat	4.8 g	1.4 g
of which saturates	3.0 g	0.9 g
Carbohydrate	6.8 g	2.0 g
of which sugars	5.5 g	1.7 g
Fibre	0.2 g	0.1 g
Protein	79.0 g	23.7 g
Salt	1.30 g	0.39 g

TYPICAL AMINO ACID PROFILE
(Per 100g protein)

L-Leucine	10.7 g	L-Arginine	2.8 g
L-Isoleucine	5.8 g	L-Aspartic Acid	10.3 g
L-Valine	5.8 g	L-Glutamine	17.5 g
L-Lysine	9.5 g	L-Glycine	2.3 g
L-Threonine	6.6 g	L-Alanine	5.1 g
L-Methionine	2.2 g	L-Tyrosine	3.1 g
L-Phenylalanine	3.4 g	L-Proline	5.8 g
L-Tryptophan	2.1 g	L-Serine	5.1 g
L-Histidine	1.9 g	L-Cystine	2.9 g



INGREDIENTS

Instant Whey Blend (Whey Protein Concentrate (Milk, Emulsifier: Soy Lecithin), Whey Protein Isolate (Milk, Emulsifier: Soy Lecithin)), Creatine Monohydrate, L-Taurine, L-Glycine, Maltodextrin, Flavorings, Thickeners (Guar Gum, Xanthan Gum), Sodium Chloride, Color (Beta-Carotene), Sweeteners (Sucralose, Acesulfame K).

ALLERGEN INFORMATION

Contains Milk, Soy.
May contain traces of Fish, Crustaceans and Egg.

RECOMMENDED USE

 Mix 1 scoop (30 g) with 200 ml of water or milk
 Shake well 15-20 seconds.

23G PROTEIN PER SERVING




5.3G BCAA PER SERVING

LOW SUGAR

FAST ABSORBING

GREAT TASTE

FOLLOW US

   @divinemachines divinemachines.nl

DIVINE

BUILT TO PERFORM.
DESIGNED TO INSPIRE.

